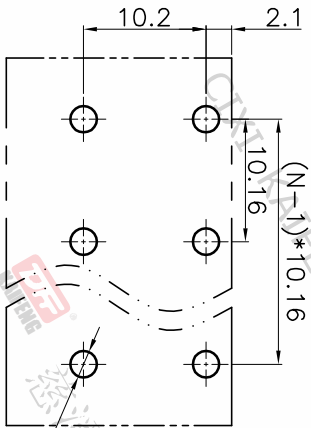
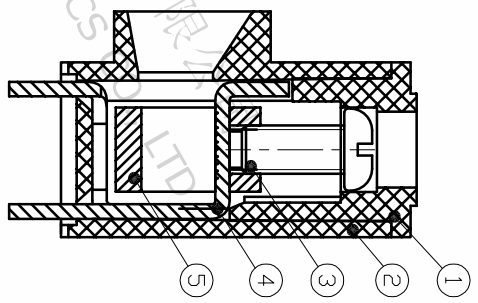
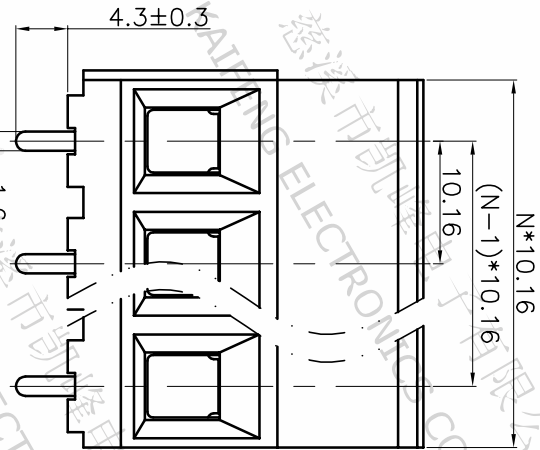
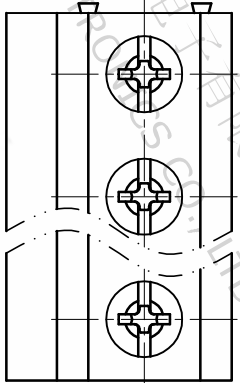


REV.	DESCRIPTION	DATE	DRAFTER	APPROVER
A1	DWG.REL	2020.05.22	DENG	JIN



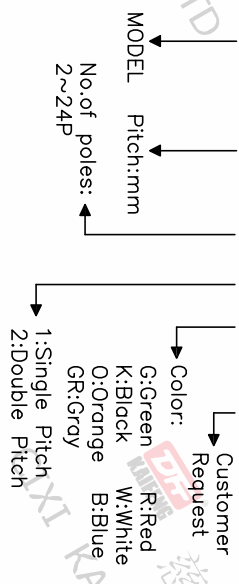
P.C.B. LAYOUT

Pitch range	Nominal dimension range	PROJECTION	UNIT
>0	>0	0.1/10	mm
~6	~30		
~10	~60		
~24	~100		
~30	~150		
±0.15	±0.30	±2°	
±0.20	±0.50		
±0.30	±0.70		
±1.00	±1.30		

DRAWING TYPE	CUSTOMER DRAWING
SCALE	1:1
SHEET	1 OF 1
DRAWING NO.	W15000742

- Material
 - ØCover : PBT, UL94V-0
 - ØHousing : PBT, UL94V-0
 - ØScrews : M4.0 steel, Zinc plated,
 - *-/+*slot type
 - ØPin header : Copper alloy, Tin plated
 - ØClamp : Copper alloy, Ni plated
- Electrical
 - UL IEC
 - Rated voltage : 300V 1000V
 - Rated current : 65A 65A
 - Contact Resistance: 20mΩ
 - Insulation resistance: 500MΩ/DC500V
 - Withstanding Voltage : AC3000V/1min
 - Wire range: 20-6AWG 16.0mm²
- Mechanical
 - Operating temperature: -40℃~+105℃
 - Soldering temperature: 250℃±5/5sec
 - Torque: 1.2N.m (10.53lb.in)
 - Strip length: 10mm
- RoHS compliance

HOW TO ORDER
KF135-10.16-XXP-1 X-XXXXX



TITLE
KF135-10.16-XXP-1X

SHEET SIZE A4

SERIES KF135

DF 慈溪市凯峰电子有限公司
CIXI KAIFENG ELECTRONICS CO.,LTD

