

REV.	DESCRIPTION	DATE	DRAFTER	APPROVER
A1	DWG.REL	2020.05.22	DENG	JIN

- Material
 ØScrews : M3.0 steel, Zinc plated,
 ↳ slot type
 ØHousing : PA66, UL94V-0
 ØClamp : Copper alloy, Ni plated
 ØPin header : Copper alloy, Tin plated

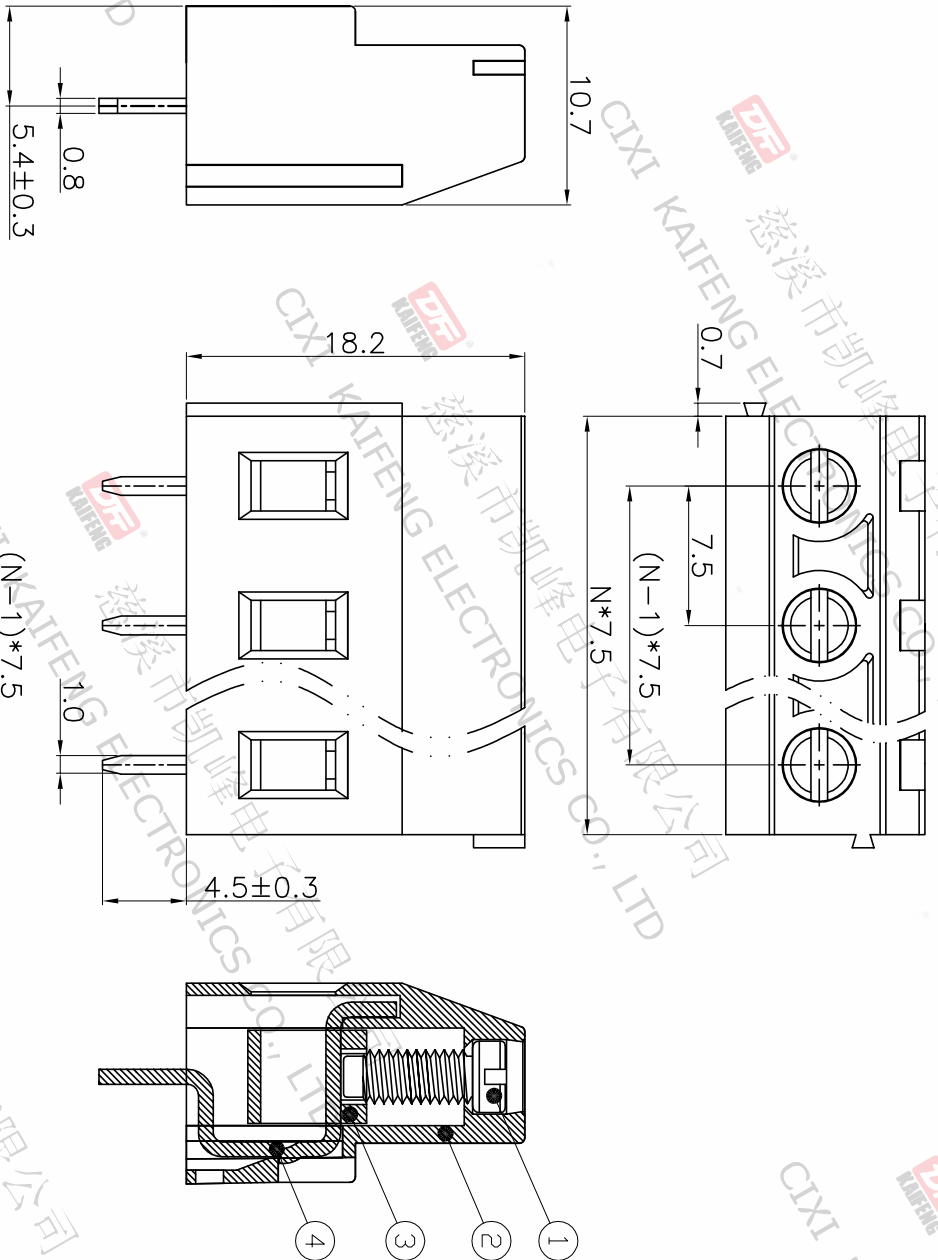
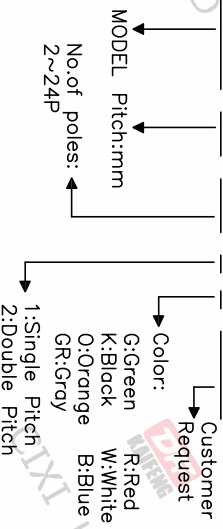
- Electrical
 UL IEC
 Rated voltage : 300V 450V
 Rated current : 20A 20A
 Contact Resistance: 20mΩ
 Insulation resistance: 500MΩ/DC500V
 Withstanding Voltage : AC2500V/1min
 Wire range: 24-12AWG 4.0mm²

- Mechanical
 Operating temperature: -40°C~+105°C
 Soldering temperature: 250°C ±5/5sec
 Torque: 0.8N.m (7.02Lb.in)
 Strip length: 6-7mm

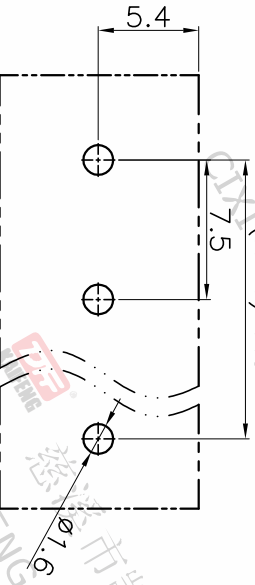
• RoHS compliance

HOW TO ORDER

KF129V-7.5-XXP-1 X-XXXXX



P.C.B.LAYOUT



Pitch range	Nominal dimension range	PROJECTION	UNIT
>0	>0	□	mm
~6	~30	□	mm
~10	~60	□	mm
~24	~100	□	mm
~30	~150	□	mm
±0.15	±0.30	□	±2°
±0.20	±0.30	□	±2°
±0.30	±0.50	□	±2°
±0.70	±1.00	□	±2°
±1.30	±1.30	□	±2°

DRAWING TYPE	CUSTOMER DRAWING
SCALE	1:1
SHEET	1 OF 1
DRAWING NO.	W15000662

TITLE	SHEET SIZE	SERIES
KF129V-7.5-XXP-1X	A4	KF129

DF 慈溪市凯峰电子有限公司
 CIXI KAIFENG ELECTRONICS CO.,LTD